

# Capitol™ product Specification

## MONSTER BOND



MONSTER BOND High Performance Carpet Adhesive has been specifically designed deliver monstrous performance at an outrageous value!

- Fast Early Leg Development
- Strong Bond
- Easy to Trowel, Low Odor
- Non-Staining for Felt-Backed Vinyl Sheet Goods

**Open Time:** 0-15 minutes  
**Working Time:** 45-60 minutes at 72°F and 65% R.H.  
**VOC's:** 49 g/l (calculated)  
**Clean Up:** Clean wet adhesive and tools with white cloth and soap and water.  
**Shelf Life:** One year in closed container.  
**Flammability:** Non-Flammable  
**Limitations:** For interior use only. Protect from freezing. Do not use with vinyl backed products.  
**Packaging:** 4 Gallon Pails

### USE TO INSTALL

• Jute, Urethane, ActionBac®, Latex Unitary, Woven and Hot Melt Carpet Backings • Felt-Backed Vinyl Sheet Goods.






**Not Recommended for:** Solid Vinyl sheet, vinyl tile or vinyl backed carpet.

Concrete • ACCUPLY • APA Approved Plywood  
 • Underlayment Grade Particle Board • OSB  
 • Terrazzo • Latex-Portland Cement Underlayment  
 • Primed Gypsum Underlayments

### Instructions For Use:

1. Condition room and materials at 65°F for 48 hours prior to, during and after installation. Avoid hot and sunny conditions.
2. Sweep floor and remove any dirt or debris prior to installation.
3. Make sure floor is free from grease, oil, paint, or other contaminant that might interfere with the bond of the adhesive.
4. Do not install on floors with high moisture or alkali content.
5. Spread adhesive with the appropriate trowel making sure to maintain trowel notchings throughout the installation.
6. Allow the adhesive to flash for 15 minutes prior to installing the flooring material.
7. Apply only as much adhesive that can be installed within 45 minutes.
8. Press flooring firmly into adhesive.
9. Roll in both directions according to floor manufacturers recommendations.
10. Clean wet adhesive and tools with white cloth and soap and water.

### Trowel Requirements

 <p><b>1/16 x 1/16 x 1/16</b>          18-19 square yards /gallon          • Pad to Floor (double glue)</p>	 <p><b>3/32 x 3/32 x 3/32</b>          17-18 square yards /gallon          • Jute          • Low Density Urethane</p>	 <p><b>1/8 x 1/8 x 1/16</b>          6-7 square yards /gallon          • Double Glue Installations (carpet to pad)</p>
 <p><b>1/8 x 1/8 x 1/8</b>          8-9 square yards /gallon          • Latex Unitary          • Urethane Unitary          • Woven</p>	 <p><b>1/8 x 1/8 x 1/16</b>          13-14 square yards /gallon          • ActionBac® / Jute          • Urethane (attached cushion)          • Hot Melt</p>	