



product Specification

CERA CT012 High Performance Ceramic Tile Adhesive

CERA CT012 High Performance Ceramic Tile Adhesive meets all requirements for the installation of ceramic tile on walls, countertops and floors.

Board • OSB • Terrazzo • Hardwood Floors • Latex-Portland Cement Underlayment • Gypsum Cement Underlayment • VCT • Felt Backed Vinyl Sheet Goods (prime with an acrylic sealer, such as Capitol's LL400 Liquid Latex) • Do not use over existing cutback

- Meets ANSI A136 Type I and II Specifications
- Strong Early Wet Strength Resists Slippage
- Water Resistant

Description: Type I Latex Based Ceramic Tile Adhesive

Flammability: Non-Flammable

Open Time: 15 minutes

Working Time: 45 minutes

Clean Up: Clean wet adhesive and tools with white cloth and soap and water.

Shelf Life: One year in closed container.

Limitations: Do not subject to temperatures below 10°F. If frozen, warm to at least 70°F for 24 hours and stir before using. For interior use only.

Packaging: 3.5 Gallon • 1 Gallon • 1 Quart

For The Installation Of:

- Ceramic Tile (8" x 8" max.) • Gauged Slate
- Cultured Marble

For Use Over:

- Concrete • Plywood • APA Grade Particle




Instructions For Use:

1. Condition room and materials at 65°F for 48 hours prior to, during and after installation. Avoid hot and sunny conditions.
2. Sweep floor and remove any dirt or debris prior to installation.
3. Make sure floor is free from grease, oil, paint, or other contaminant that might interfere with the bond of the adhesive.
4. Do not install on floors with high moisture or alkali content.
5. Spread adhesive with the correct trowel making sure to maintain trowel notchings throughout the installation.
6. Allow the adhesive to flash for 15 minutes.
7. Apply only as much adhesive that can be installed within 45 minutes.
8. Press tile firmly into adhesive.
9. Wait 24 hours before grouting tile.
10. Clean wet adhesive and tools with white cloth and soap and water.

Caution:

Avoid contact with skin and eyes. If splashed in eyes, flush with copious amounts of water for 15 minutes and call physician. Wash skin thoroughly with soap and water. Use with positive fresh air cross-ventilation. Do not take internally. If swallowed do not induce vomiting, call physician immediately. Keep container closed. **KEEP OUT OF REACH OF CHILDREN**

Trowel Requirements

 <p>3/16 x 3/16 Sawtooth 40 - 45 square feet /gallon • Glazed Wall Tile</p>	 <p>1/8 x 1/8 Sawtooth 65 - 70 square feet /gallon • Ceramic Tile (8"x8" max.) • Mosaic Tile • Gauged Slate (floors only)</p>
 <p>1/4 x 1/4 Square 35 - 40 square feet /gallon • Heavy Tiles (8"x8" max.) • Rough Backed Tiles</p>	

